



Residential | Commercial & Industrial **Energy Storage**

2026 Catalogue

POWERING A SUSTAINABLE WORLD

www.qudeox.com

QH-S3~6K Single-phase Hybrid Inverter

3kW / 3.6kW / 4kW / 5kW / 6kW



Efficient and reliable

Retrofit function: intelligent AC coupling solution for easy upgrade of existing grid-connected systems

Smart UPS, plug & play, seamless switching under 20 seconds to give sufficient backup power for emergency use

Up to 200% surge power backup overload capability in 10 seconds



User friendly

Color LED display with intuitive multilingual software

Online monitoring via app

Remote control and upgrade function



Easy to install

Compatible with lithium-ion, lead-acid and sodium batteries

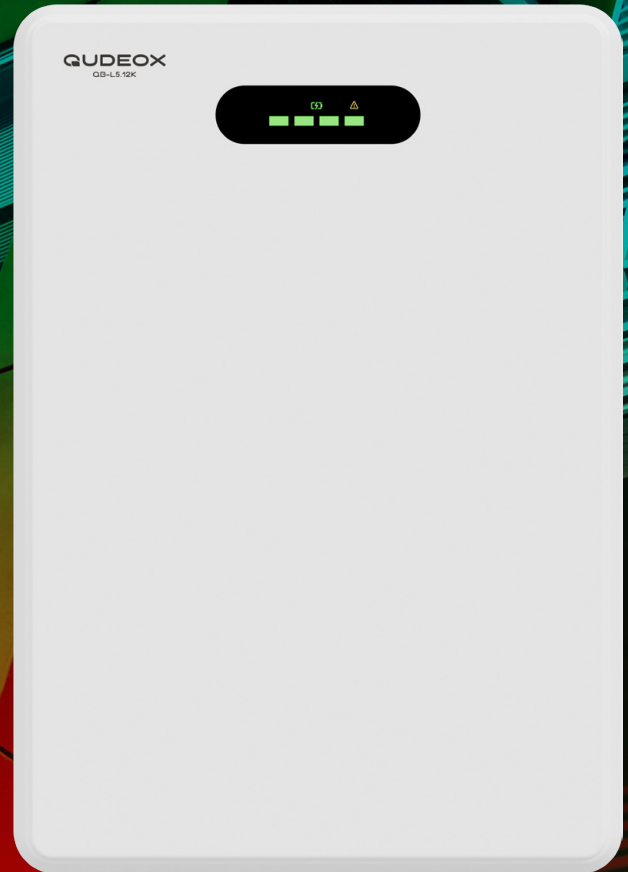
Pre-wired communication cables for plug and play

Supports single-phase and three-phase flexible parallel installation

Technical Data	QH-S3K	QH-S3.6K	QH-S4K	QH-S5K	QH-S6K
Input DC (PV side)					
Maximum PV access power	6kW	7.2kW	8kW	10kW	12kW
Maximum PV input power	4.68kW	5.76kW	6.4kW	8kW	9.6kW
Maximum PV input voltage			500V		
Start-up voltage			100V		
MPPT voltage range			150V~425V		
Rated PV input voltage			370V		
Maximum operating PV input current			20A / 20A		
Maximum input short-circuit current			30A / 30A		
Number of MPPT / strings per MPPT			2 / 1+1		
Battery input data					
Battery type		Lithium / Lead-acid / Sodium			
Battery voltage range			40V~60V		
Maximum charge/discharge current	62.5A			100A	
Communication			CAN		
Number of battery input			1		
AC input/output data					
Rated AC input/output active power	3kW	3.6kW	4kW	5kW	6kW
Maximum AC input/output apparent power	3.3kVA	3.96kVA	4.4kVA	5.5kVA	6.6kVA
Rated AC input/output current	13.7A / 13.1A	16.4A / 15.7A	20.9A / 20A	22.8A / 21.7A	27.3A / 26.1A
Maximum AC input/output Current	15.1A / 14.4A	18A / 17.3A	23A / 22A	25.1A / 23.9A	30A / 28.7A
Maximum continuous AC passthrough (grid to load)			35A		40A
Peak power (off-grid)			2 times of rated power, 10s		
Power factor adjustment range			0.8 leading to 0.8 lagging		
Rated input/output voltage/range			220V/230V 0.85Un~1.1Un		
Rated input/output grid frequency/range			50Hz/45~55Hz, 60Hz/55~65Hz		
Grid connection form			L+N+PE		
Total current harmonic distortion THDi			<3% (of nominal power)		
DC injection current			<0.5% In		
Efficiency					
Maximum efficiency			97,10%		
Euro efficiency			96,50%		
MPPT efficiency			>99%		
Equipment protection					
Integrated	DC reverse-polarity protection, Short circuit protection, Output over current protection, Surge protection (DC Type II / AC Type II), Ground fault monitoring, Integrated AFCI (DC arc-fault circuit protection, Activation required), Protection class/Over voltage category (I/II)				
Surge protection level	Type II (DC), Type II (AC)				
Interface					
Communication interface	RS485/CAN				
Monitor mode	RS485, Wi-Fi, GPRS (optional)				
General data					
DC connection	MC4 connector				
AC connection	Quick connection plug				
Display	69.6x55 mm LCD screen display				
Operating temperature	-40°C~60°C (>45°C derating)				
Operating relative humidity	0%~100%				
Maximum operating altitude	2000 m				
Ingress protection rating	IP65				
Inverter topology	Non-isolated				
Over voltage category	OVC II (DC), OVC III (AC)				
Cooling method	Natural cooling				
Weight	20 kg				
Dimensions (WxDxH)	418x340x231 mm				
Grid regulation	CEI 0-21, UNE 217002				
Safety / EMC Standard	IEC/EN 61000-6-1/2/3/4, IEC/EN 62109-1, IEC/EN 62109-2				

QB-L5.12K Wall Mounted LFP Battery System

Low Voltage | 5.12kWh



Efficient and reliable

High safety LiFePO4 battery chemistry
BMS complete protection
IP65 protection for indoor and outdoor use



User friendly

Color LED display, with easy to read battery status
Online monitoring via app
Remote upgrade via inverter




Easy to install

Pre-wired communication cables for plug and play
Horizontal and vertical wall mounting
Simple lifetime energy capacity expansion

Technical Data

QB-L5.12K

Battery type	LFP / LiFePO4 (Lithium Iron Phosphate)
Battery designation	IFpP/50/160/116[16S]M/-10+50/80
Nominal voltage	51.2V
Nominal capacity	100Ah
Nominal energy	5.12kWh
Terminal type	Plug-in
Terminal torque	8.5NM
Case material	SPCC
BMS build-in	Yes
AH Efficiency - round trip	>98%
Self discharge per month	<3%
Maximum in parallel	16 pcs.
Maximum in series	Not allowed
LCD screen	Optional
Operating voltage range	44.8V~57.6V
Recommended charge voltage	57V
Maximum charge voltage	59V
Recommended charge current	20A
Maximum continuous current	100A
Recommended discharge voltage	46V
Maximum discharging voltage	44.8V
Maximum continuous discharge current	100A
Peak discharge current	150A / 3s
Cycle life	6000 cycles (0.2C, 25°C @80% DOD)
Ingress protection rating	IP65
Charge/Discharge protection temperature	0°C~55°C / -20°C~55°C
Operating temperature	-20°C~35°C
Bluetooth (App)	Optional
Heating function	Optional
Certifications and standards	CE, IEC62619, UN38.3
Weight	51 kg
Dimensions (WxDxH)	422x205x600 mm



QC-215K-O

Outdoor Cabinet Energy Storage System

215kWh | Oil Immersion Battery Safety System



Efficient and reliable

High safety LiFePO4 battery chemistry

Battery pack cooling by liquid coolant and oil immersion (unique system for maximum battery explosion-proof safety)

IP67 and IP54 ingress protection and C4 corrosion protection for indoor and outdoor installation



Easy installation and use

Supports multi-cabinet parallel connection for easy system expansion
Intelligent Energy Management System (EMS); local and remote monitoring via web and mobile application

It can provide instant backup power during power outages when used together with a Static Transfer Switch (STS) cabinet



Economical and profitable

High space utilization
Energy independence and cost-effectiveness for business use

Technical Data

QC-215K-O

Battery data	
Battery system model	CB02
Battery type	LFP / LiFePO ₄ (Lithium Iron Phosphate)
Battery designation	IFpP73/175/208[1P240S]E/-20+50/95
Rated battery cell capacity	3.2V / 280Ah
Rated battery current	140A
Battery pack capacity	43kWh
Rated battery energy	215kWh
Battery pack usage	5 pcs.
Rated battery voltage	768V
Battery voltage range	684V~852V
Continuous discharge/charge current rate	0.5C
Cycle life	8000 cycles
AC output data	
Rated output voltage	400V
Rated output voltage range	340V~460V
Rated output power	100kW
Maximum output current	159A
Rated output frequency	50Hz/60Hz ±2.5Hz
AC access mode	3L/N/PE
Power factor	>0.99 (1.0 lagging~1.0 leading)
On-grid and off-grid switching function	Yes
Photovoltaic data	
Maximum open circuit voltage	650V
Photovoltaic voltage	300V~650V
Maximum current	200A
Access channel	1
General data	
Ingress protection rating	IP67 (battery pack), IP54 (electrical compartment)
Protective class	Class I
Anti-corrosion protection	C4 (optional upgrade to C5)
Overvoltage category	III
Communication interface	RS485, CAN
Communication protocol	Modbus-RTU, CAN
Electrical supply system	TN-S
Cooling method	Battery pack: liquid coolant cooling (design pressure: 350kPa) and oil immersion (explosion-proof system); PCS: air cooling
Fire fighting system	Fire detector; Sound and light alarm; Active/passive activating aerosol fire extinguisher
Operating temperature	-20°C~50°C
Operating relative humidity	0%~95% (no condensation)
Maximum operating altitude	2000 m
Weight	2450 kg
Dimensions (WxDxH)	1370x1320x2100 mm
Certifications and standards	
CE	EN 62477-1, EN IEC 61000-6-1/2/3/4
Grid	CEI0-21:2022-03, CEI0-21:V1:2022-11, CEI0-21:V2:2024-01, CEI0-21:V2/EC:2024-03, CEI0-16:2022-03, CEI0-16:V1:2022-11, CEI0-16:V2:2023-05, CEI0-16:V3:2024-01, CEI0-16:V3/EC:2024-03
Transportation	UN38.3, MSDS, Reach Annex 17, RoHS

* An additional Static Transfer Switch (STS) cabinet is required when the system is in off-grid mode.



QCB-400V Static Transfer Switch (STS) Cabinet

For off-grid function | 400V



Efficient and reliable

Uninterrupted power ensuring production continuity
True seamless transition without load power failure detection



Ultra-high load tolerance

10x rated making current
2x rated breaking current
Critical load protection assurance




Ultra-low power loss

Minimal heat generation
Eliminates cooling system costs
Reduces operational energy expenses

Technical Data

QCB-400V

Rated working voltage	AC400V
Rated working voltage frequency	50Hz/60Hz
Rated working current	500A
Rated insulation voltage	AC800V
Rated impact withstand voltage	6kV
Rated short-time withstand current (LCW)	≤10kA
ESS access	2x100kW
Load access	2x100kW
Operating temperature	-30°C~70°C
Maximum operating altitude	2000 m
Ingress protection rating	IP44
Weight	255±10 kg
Dimensions (WxDxH)	1000x900x2100 mm



Our Outdoor Cabinet Energy Storage System (QC-215K-O) with Static Transfer Switch (STS) Cabinet (QCB-400V) provide instant backup power during power outages, ensuring production continuity.





Chint DTSU666

Three-phase DIN-Rail Smart Meter

High accuracy and low consumption
Bi-direction measurement
DIN-Rail installation

Nominal voltage (Un): 3x220/380V, 3x57.7/100V
Operating range: 0.7Un~1.2Un
Power consumption: ≤1W, 5VA
CT / DC current: 1.5(6)A / 5(80)A
Frequency: 50Hz / 60Hz
Communication interface: RS485
Communication protocol: Modbus, DL/T
LCD display: 48x16 mm
Weight: 400 g
Dimensions (WxDxH): 72x65x98 mm



BH-0.66 60 I

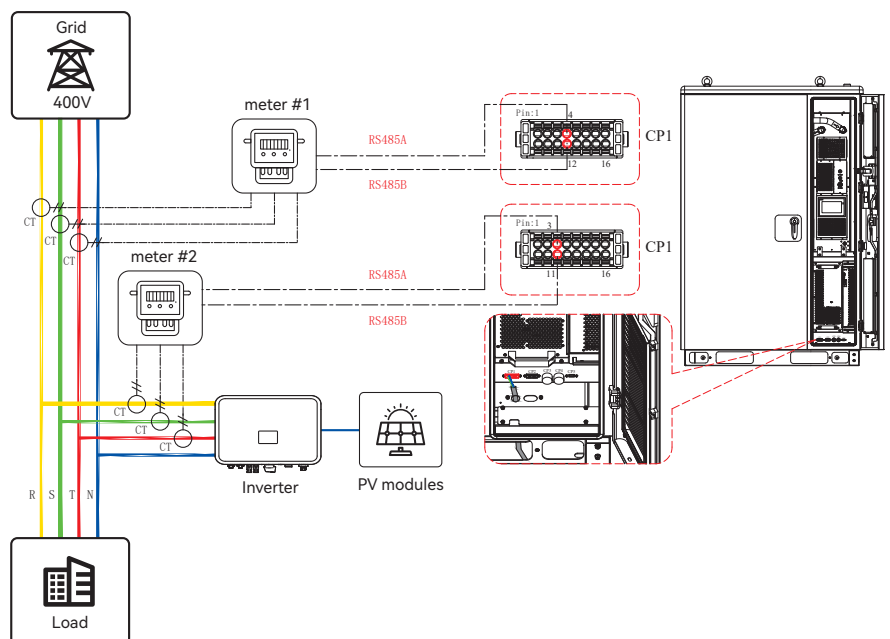
Current Transformer (CT)

Uniform secondary winding, high consistency
Independent patented terminals, solid wiring

Rated Voltage: 0.66kV (660V)
Current Ratio: 1000/5A
Accuracy Class: 0.5
Rated Output: 10VA
Dimensions (WxDxH): 104x45x131 mm

QC-215K-O

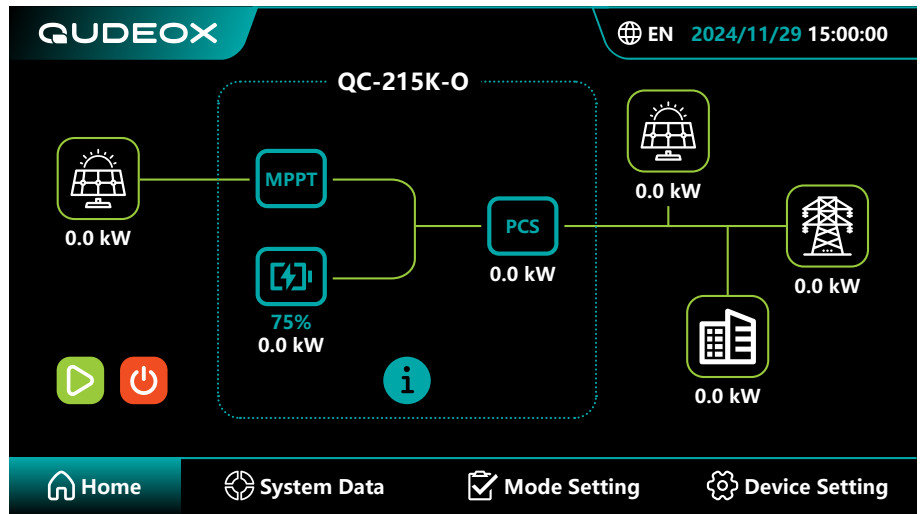
Single cabinet wiring diagram



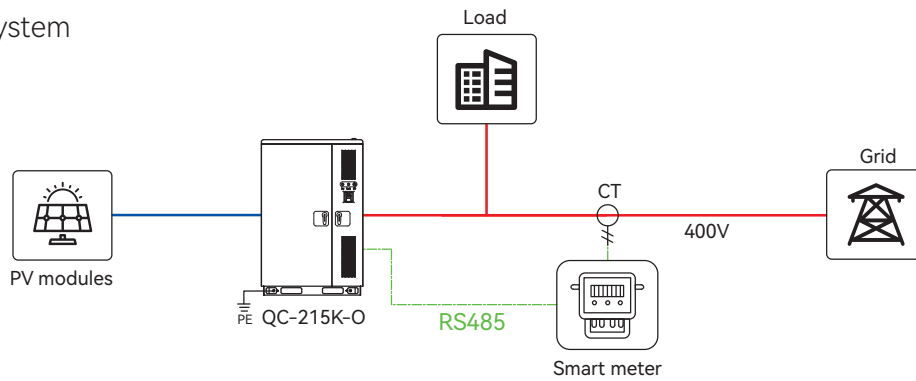
Qudeox EMS

The intelligent "brain" of our energy storage systems

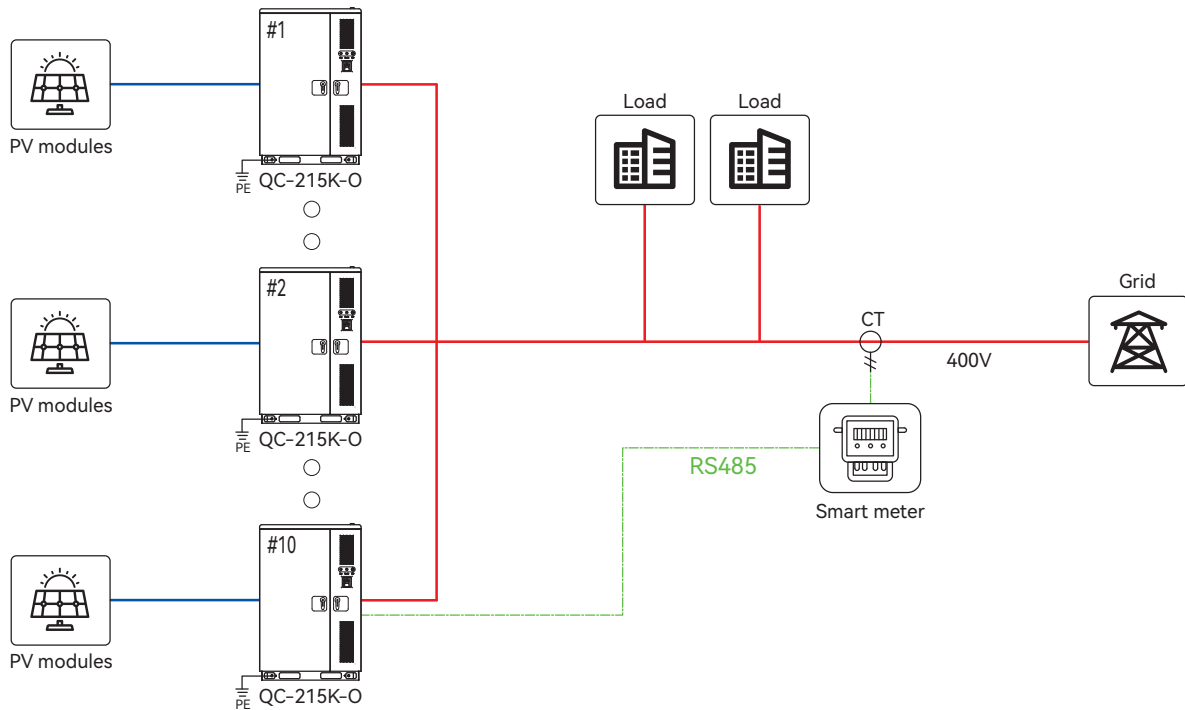
The EMS (Energy Management System) is the intelligent "brain" of Qudeox energy storage cabinets, designed specifically for industrial/commercial applications. With its outstanding performance, it carries out operations such as status monitoring, data acquisition, safety protection, and energy scheduling for each device in the energy storage system.



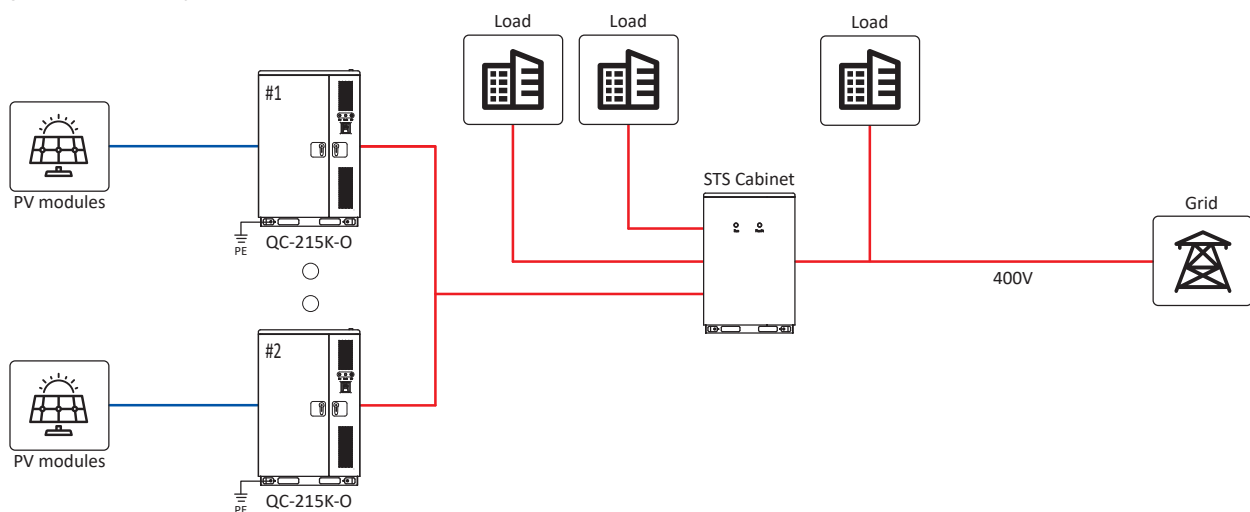
Single cabinet system



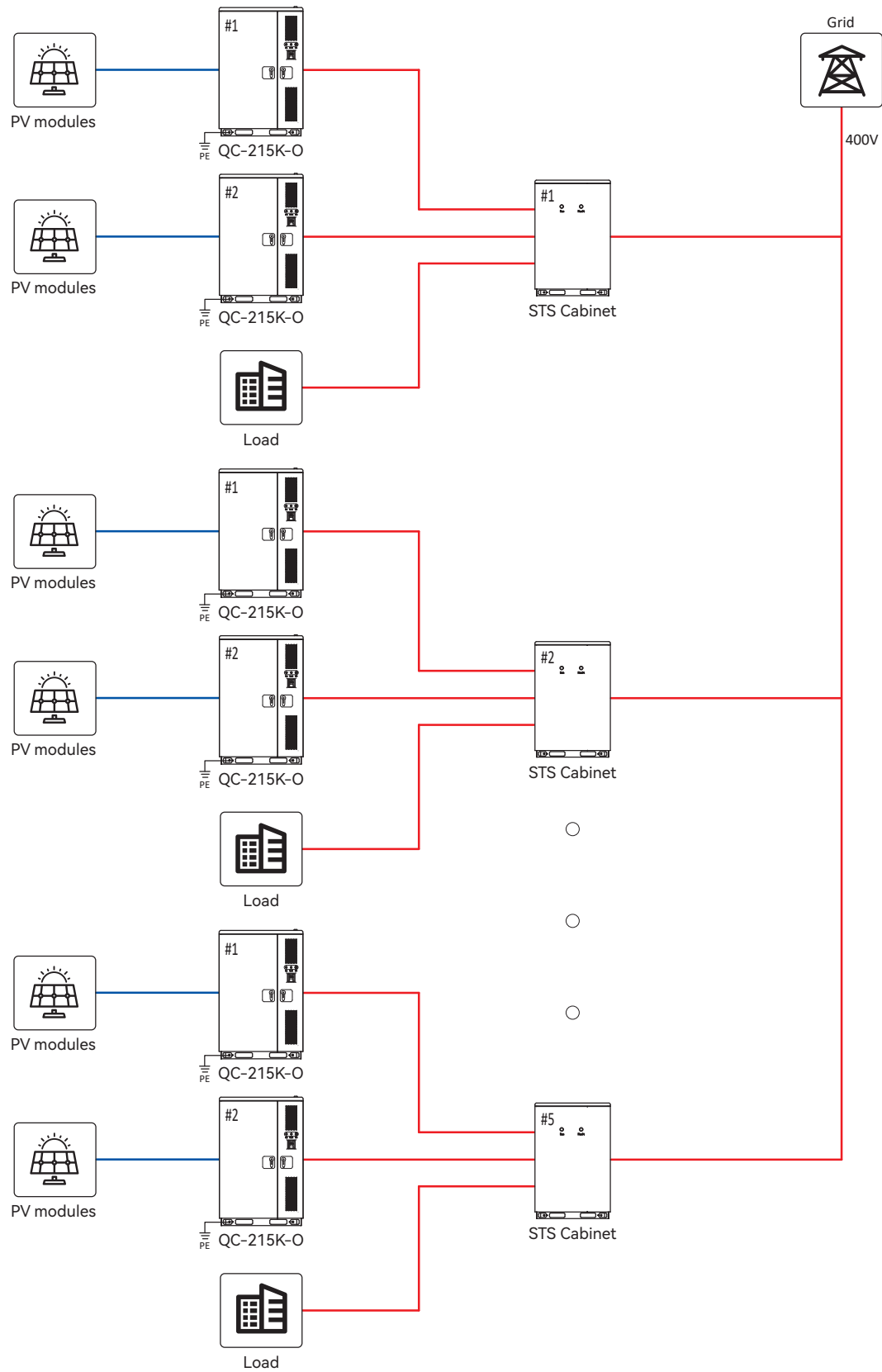
Parallel cabinet system



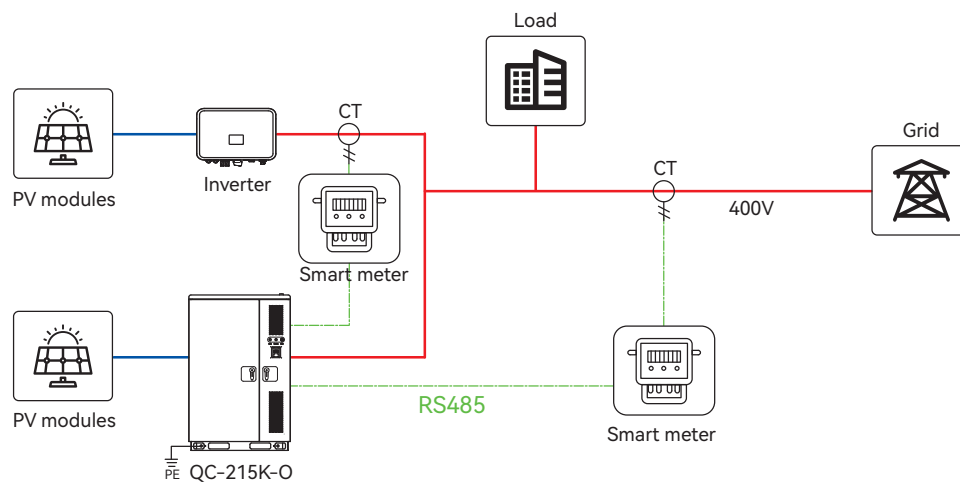
Off-grid cabinet system



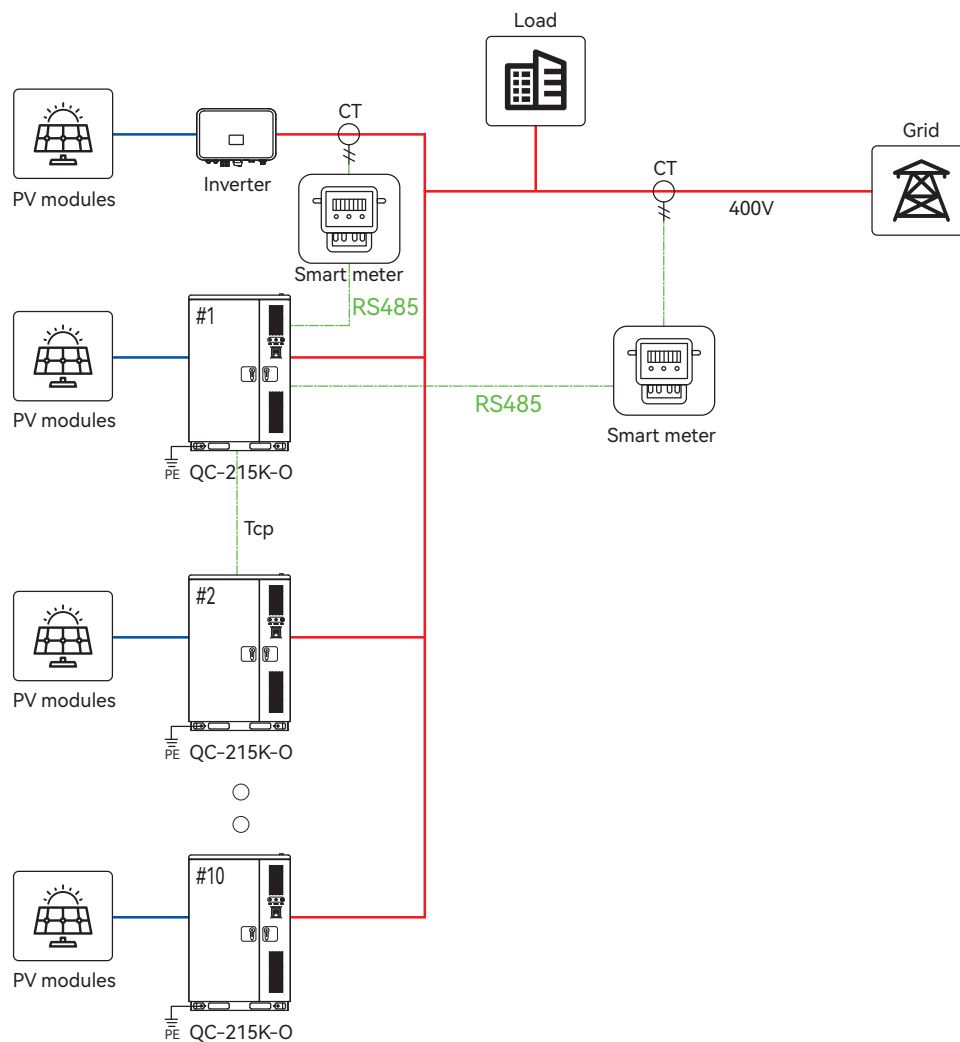
Parallel off-grid cabinet system



Retrofit cabinet system



Parallel retrofit cabinet system





QUDEOX

POWERING A
SUSTAINABLE
WORLD

QUDEOX (ZHEJIANG) ESS CO., LTD.

Headquarter

198-208 Chezhan Road, Liushi Town, Wenzhou, Zhejiang, China

Europe After-sales Center

Partida Salto del Agua, 22 · 46940 Manises, Valencia, Spain

info@qudeox.com

www.qudeox.com